



## SMALL SCALE C&I STORAGE SOLUTIONS

### AlphaESS Europe GmbH

✉ [Info@alpha-ess.de](mailto:Info@alpha-ess.de)

🌐 [www.alphaess.de](http://www.alphaess.de)

📍 Horizon Tower 17.OG, Alfred-Herrhausen-Allee 3-5,  
65760 Eschborn, Germany

### AlphaESS UK Ltd.

✉ [info@alpha-ess.co.uk](mailto:info@alpha-ess.co.uk)

🌐 [www.alpha-ess.co.uk](http://www.alpha-ess.co.uk)

📍 Drake house, Long street, Dursley,  
GL11 4HH United Kindom

☎ +44 330 043 2610

### AlphaESS Italy S.r.l.

✉ [info@alphaess.it](mailto:info@alphaess.it)

🌐 <https://www.alphaess.it>

📍 Via Del Molinuzzo 83, 59100  
Prato (PO), Italy

### AlphaESS Benelux B.V.

✉ [contact@alphaess.nl](mailto:contact@alphaess.nl)

🌐 [www.alphaess.nl](http://www.alphaess.nl)

📍 Room 113 F1, High Tech Campus 41,  
5656 AE Eindhoven, the Netherlands



We reserve the right to make technical changes and updates at any time. The values, services and other information, illustrations or drawings contained in this data sheet, brochures and other offer documents are only examples and are subject to ongoing Revision and adaptation. Insofar as the information has not been expressly designated by us as binding, this information does not constitute an assurance. The information in the binding order acceptance or the purchase contract shall apply.

V02.11092025 | Text and images correspond to the current state of technology at the time of printing. Subject to modifications. All information is without guarantee in spite of careful editing - liability excluded.



## STORING TOMORROW'S ENERGY TODAY FOR A SAFER FLEXABLE FUTURE







“MAKE CLEAN **ENERGY**

ACCESSIBLE TO 100 MILLION

PEOPLE IN 10 YEARS

# CONTENTS


<b>01 ABOUT ALPHAESS</b>	P01
• GLOBAL SERVICE NETWORK	
• INTELLIGENT MANUFACTURING	
<b>02 PRODUCT SOLUTION</b>	P07
• STAX-M30/M50	
• STORION-H30/H50-G3	
• STORION-LC-TB125	
<b>03 ALPHA CLOUD &amp; EMS</b>	P25
<b>04 AFTER-SALES SERVICE</b>	P27
<b>05 GLOBAL CASES</b>	P29



# 1

## ABOUT ALPHAESS

Founded in 2012, AlphaESS is now one of the world-leading energy storage solution and service providers. The company specializes in delivering pre-eminent fit-for-purpose product solutions covering the full power range from small portable power stations all the way up to large utility-scale solutions. With 40+ subsidiaries in the globe, AlphaESS provides local services and supports 200,000+ systems actively running in over 130+ countries.

 **13+**  
Years since Establishment

 **250+**  
Patents in the ESS Field

 **200,000+**  
Systems Installed Globally

 **130+**  
Countries & Regions

### TOP 1

2022-2023 TOP 1  
Australia Market Share  
from SunWiz

### TOP 5

2023 H1 TOP 5  
Residential ESS Provider in Germany  
from EUPD Research

### TOP 6

2021 TOP 6 Supplier of  
Global Residential Storage Systems  
from IHS Markit



The Most Recommended  
Brand in Germany



ESG Transparency  
Award

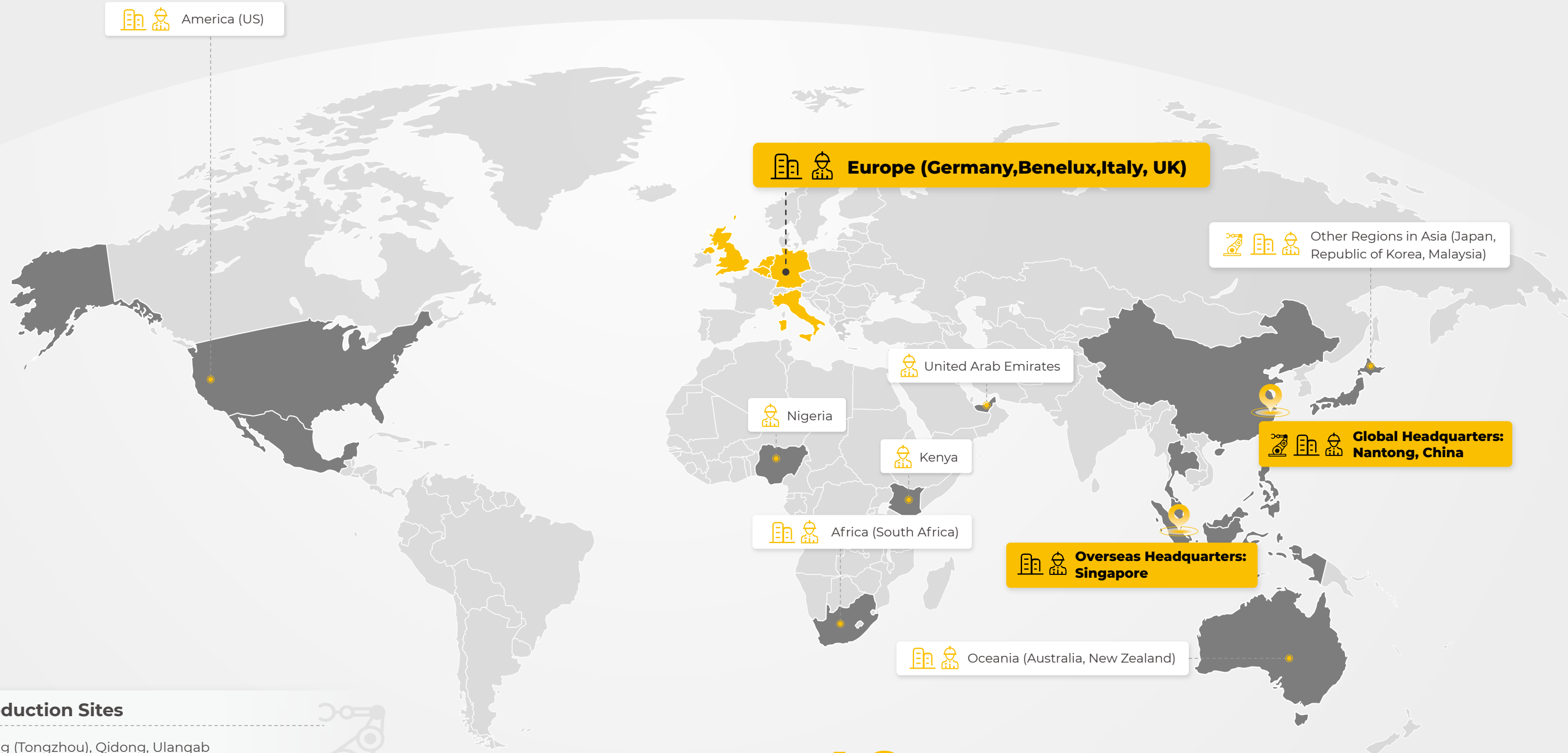


iF & Reddot & G-mark  
Design Award



TOP BRAND PV  
(STORAGE & INVERTERS)

# GLOBAL SERVICE NETWORK



## 4 Production Sites

**China:** Nantong (Tongzhou), Qidong, Ulanqab  
**Malaysia:** Penang

## 4 R&D Centers

Nantong (Tongzhou), Suzhou, Nanjing, Tianjin

## 40 Subsidiaries

**China:** Suzhou, Beijing, Tianjin, Shenzhen, Chengdu, and Nanjing.  
**Global:** European countries, including Germany, Benelux, Italy, and the UK; Oceanian countries like Australia and New Zealand; the United States; Asian countries like Japan, Republic of Korea and Malaysia.


Note: The data shows the company's global presence as of the end of 2024.




# INTELLIGENT MANUFACTURING

With technological innovation as the engine, we provide efficient, precise and reliable products and services.

Intelligent  
Production Line




Lean  
Production



Intelligent  
Warehousing



Digital  
Integration





# 2

## PRODUCT SOLUTION

Maximize ROI – Payback in as Fast as 3 Years

### Optimize Investment


- All-in-One design: smaller footprint, higher capacity
- Hybrid coupling for optimal solar integration
- Simplified installation: pre-installed, energized transport or stackable deployment

### Reduce O&M Costs

- Cell-level active balancing: increase available capacity
- Smart thermal management: improve stability and lifespan
- Intelligent EMS: reliable system reduces labor cost

### Boost Energy Profits

- High system efficiency for maximum energy utilization
- Multiple revenue streams: dynamic tariffs, energy trading, VPP-ready



## FLEXIBLE EXPANSION

Indoor & Outdoor

Cell:	Power:	Capacity:
314 Ah	30 kW ~ 6.25 MW	60 kWh ~ 6.12 MWh



# MULTI-LEVEL SAFETY

Protection from Cell to System



UL 9540A

\*UL9540A certified to meet global leading safety standards

\*No spreading and deformation at over 800°C



## Three-Level Fire Protection Design



### Cell Level

Real-time cell temperature monitoring via BMS, automatic power cutoff in case of short circuits, and aerogel insulation for thermal protection




### Module Level

Integrated aerosol fire suppression system  
MSD: Emergency physical isolation to provide maintenance security



### System Level

Temperature and smoke detectors, coordinated water/aerosol suppression, and explosion relief vents compliant with NFPA 68





## ON-GRID SCENARIO

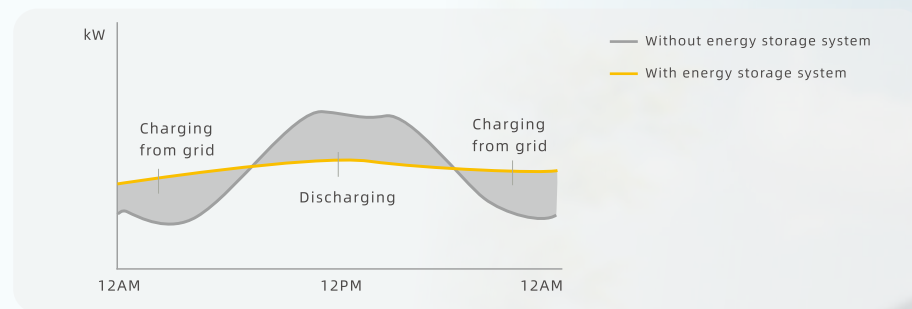
In the scenario of stable grid, AlphaESS Storion system maximizes the self-consumption of solar energy and the user's revenue.

### ► Self-Consumption

Maximize the use of solar energy to meet load demands, with the surplus stored in batteries.

### ► Peak Shaving

The system provides supplementary power when the load exceeds the grid planning limits or its peak, and the power gap is addressed through the Storion System.



### ► Dynamic Tariff

Based on EPEX dynamic electricity prices, it provides an intelligent scheduling strategy: charging when prices are low and discharging when prices are high, ensuring you always have access to low-cost electricity.

### ► Imbalance Trading

The Storion System supports participation in Imbalance Trading via Eniris (Modbus TCP) and the API platform, making full use of battery capacity to generate revenue, which will further optimize the system's ROI.



## OFF-GRID SCENARIO

In micro grid or off-grid scenarios, the Storion system delivers continuous, reliable power —enabling straightforward energy independence.

### ► Reliable Backup

guaranteeing uninterrupted backup power for Essential Loads:



**20ms Switching**



**High Compatibility**

400V (±20%) 50/60Hz(±5Hz)

### ► Dual Power

Both the diesel generator and the STORION system work together, The EMS controls the generator's operation, ensuring continuous power supply, guaranteeing a reliable power supply for customers residing in off-grid areas.



# STAX- M30/M50

The M30/M50 is AlphaESS's first stackable C&I energy storage system. With modular design, plug-and-play setup, and robust outdoor protection, it ensures fast deployment, reliable backup, and scalable performance — up to 216.9 kWh.

► **Fast Installation · Modular Design**

- 30-minute plug & play setup — no battery rack or complex wiring needed
- Modular stackable design for flexible deployment
- Supports transportation by truck, train, ship, or even helicopter — ideal for rapid site deployment

► **Reliable Operation · 24/7 Energy Security**

- Built-in AlphaESS BypassTech: automatically isolates faulty modules without system shutdown
- Supports off-grid functionality for critical load continuity
- Low-noise performance suitable for nighttime or noise-sensitive environment

► **Scalable & ProfitableFlexible Configuration**

- Effortless plug-and-play expansion up to 216.9 kWh
- 200% PV input design boosts green energy utilization and ROI
- IP66 protection rating for harsh outdoor conditions
- Integrated diesel generator port for backup resilience

► **AI-Driven Battery Life Optimization**

- Equipped with AI-powered SOC calibration
- Maintains cell consistency, prolongs battery life, and reduces maintenance costs



# STAX-M30/M50

Model	StaX-M30	StaX-M50
System Specifications		
Nominal Output Power	30 kW	50 kW
System Capacity	60.25 ~ 216.9 kWh	
Ingress Protection	IP66	
Battery Chemistry	LFP (LiFePO4)	
Warranty	5 Years Product Warranty (10 years warranty optional), 10 Years Battery Warranty	
PV Side		
Max. Input Power	60 kW	100 kW
Start-up Voltage	180 V	
MPPT Voltage Range	150 ~ 850 V	
Number of MPPTs	3	4
Number of Strings per MPPT	6	8
Max. Input Current	40 A * 3	40 A * 4
Max. Short-circuit Current	60 A * 3	60 A * 4
AC Data (Grid)		
Nominal Output Power	30 kW	50 kW
Max. Output Apparent Power	30 kVA	50 kVA
Nominal Grid Voltage	3/N/PE, 220 V / 380 V; 3/N/PE, 230 V / 400 V	
Nominal Grid Frequency	50 Hz / 60 Hz	
Max. Output Current	45.6 A	76 A
Power Factor	< 0.99 (0.8 leading - 0.8 lagging)	
Max. THD of Current	< 3%	
AC Data (Backup)		
Nominal Output Power	30 kW	50 kW
Max. Output Power	105% continuously ; 160% for 2s	
Back-up Switch Time	< 10ms	
Nominal Output Frequency	3/N/PE, 220 V / 380 V; 3/N/PE, 230 V / 400 V	
Max. Output Current	45.6 A	76 A
Max. THD of Voltage	< 2%	
AC Data (Generator)		
Max. Input Power	30 kW	50 kW
Nominal Input Voltage	3/N/PE, 220 V / 380 V; 3/N/PE, 230 V / 400 V	
Nominal Input Frequency	50 Hz / 60 Hz	
Nominal Input Current	45.6 A	76 A
Efficiency		
Max. Efficiency	97.8%	
European Efficiency	97.4%	
Charging/Discharging Max. Efficiency	98.5%	
General Parameters		
Dimensions (W x D x H)	530 x 880 x 290 mm	
Weight	73 kg	
Operating Temperature Range	-25 ~ 60 °C	
Operating Humidity Range	0 ~ 95%	
Noise Emission	62 dB	
Corrosion Protection Class	C5	
Compliance	IEC 62109, IEC61000, VDE 4105, VDE 4110, TOR-R25, G99 G100, EN50549-1&-10, C10/11, NC RFG	
Battery Technical Specifications		
Module Model	M38314-S	
Module Capacity	12.05 kWh	
Depth of Discharge (DoD)	95% on grid ; 90% off grid	
Nominal Voltage	38.4 V	
Max. Charging/Discharging Current	157A*	
Operating Temperature Range	0 ~ 50 °C (Charging) ; -20 °C ~ 50 °C (Discharging)	
Cycle Life	8000 @ EOL 70% **	
Number of Battery Module	5 ~ 18***	
Dimensions (W x D x H)	550 x 615 x 250 mm	
Weight	90 kg	
Compliance	IEC 62619, IEC 62040, IEC 61000-6-1/-2/-3/-4, UL9540A	

\* Max. charge/discharge current derating may occur with changes in temperature and SoC.  
\*\* Under specific test conditions.  
\*\*\* Max. 12 battery modules per column, up to 2 columns.



# STORION-H30/H50-G3

Exclusive For Small Business All-in-One Solution

## ► All-In-One Design

The Cabinet contains PCS,batteries,DC/DC,STS and EMS,but only occupies a small area  
Lower installation cost: Factory pre-installed ; energized transport with no on-site battery installation required.

## ► Small Footprint,Great Energy

Single cabinet: 120.5 kWh in 1.5m<sup>2</sup>  
With an expansion cabinet: up to 241 kWh  
2-hour/4-hour applications

## ► Flexible Configuration

Support DC Couple,AC Couple,Hybrid Couple  
PV input: 4\*MPPT with 8 inputs  
150% PV power overcapacity

## ► On-Grid Application

Max 10 systems in on-grid parallel: up to 500kW,2.41MWh  
Supports Modbus TCP,Cloud API, for flexible third-party EMS.  
Various Modes: Self-consumption, Peak shaving, Power Rationing Support,Dynamic Tarrif  
Scheduling,Imbalance Trading ( Vpp Ready )

## ► Off-Grid Application

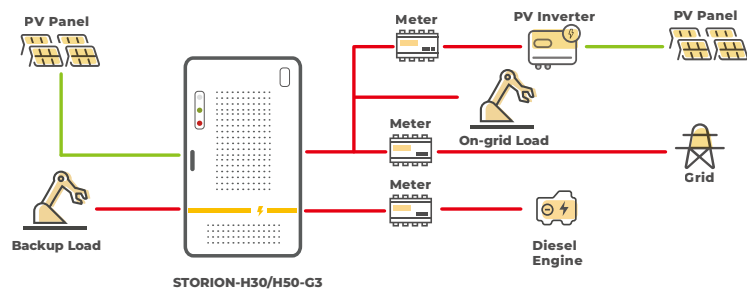
Max 4 systems in off-grid parallel: up to 200kW,964kWh  
On-/Off-grid switching times≤20ms  
High compatibility: 400V ±20% 50/60Hz(±5Hz)





# STORION-H30/H50-G3

System Diagram



Model	STORION-H30-G3	STORION-H50-G3
System Technical Specification		
System Capacity	72.3 kWh	120.5 kWh
Standard Battery Rack	1*	
Warranty	5 Years Product Warranty (10 years warranty optional), 10 Years Battery Warranty	
PV Side (DC)		
Max. input power	60 kW	75 kW
Start-up voltage	210 V	
MPPT Voltage Range	200 ~ 850 V	330 ~ 850 V
Number of MPPT	4	
Number of Strings per MPPT	2	
Max. Input Current	40 A / 40 A / 40 A / 40 A	
Max. Short-circuit Current	50 A / 50 A / 50 A / 50 A	
AC side (on-grid)		
Nominal Output Power	30 kW	50 kW
Max. Input Apparent Power	60 kVA	80 kVA
Nominal Grid Voltage	3L / N / PE , 220 V / 380 V; 230 V / 400 V; 240 V / 415 V	
Nominal Grid Frequency	50 / 60 Hz (± 5 HZ)	
Max. Output Current	45.5 A	75.8 A
Max.TH.D of current	< 3%	
AC Power Factor	0.8 leading ... 0.8 lagging	
AC side (off-grid)		
Nominal Output Power	30 kW	50 kW
Max. Output Apparent Power	30 kVA	50 kVA
Nominal Ouput Voltage	3L / N / PE , 220 V / 380 V; 230 V / 400 V; 240 V / 415 V	
Nominal Grid Frequency	50 / 60 Hz (± 5 HZ)	
Max. Output Current	45.5 A	75.8 A
Max.TH.D of voltage	< 3%	
Overload	150%, 10 s	
Efficiency		
Max. Efficiency & European Efficiency	97.8% & 97.2%	
Round-Trip Efficiency (RTE) DC→AC	92%	
General Parameter		
Dimensions (W x D x H)	1,120 x 1,300 x 2,050 mm	
Battery Module Connection	3 in series	5 in series
Weight	1,700 kg (with 5*M77314-S)	
Corrosion Protection Class	C4	
Ingress Protection	IP55	
Noise Emission	≤ 65 dB @ 1m	
Operating Temperature Range	-30 °C ~ 50 °C(PCS > 45°C derating)	
Operating Humidity Range	0% ~ 90% (No Condensation)	
Max. operating Altitude	3,000 m / 9,842 ft (> 3,000 m derating)	
Fire-fighting System	Aerosol + Smoke / Temperature Detection	
Cooling Method	HVAC	
Communication	RS485, CAN, Ethernet, Modbus TCP	
Dispatching Protocol	Modbus TCP, API	
Compliance	IEC 61000-1/-2/-3/-4, IEC 62109, IEC 62477,EN 50549, VDE 4105,VDE 4110, AS4777, NRS 097, NC RFG,G99/G100	

\* Max support 2 battery racks, extra battery cabinet is needed.

# COMPONENTS

Model																					
Battery Module																					
Parameter																					
Model	M77314-S 0.5C																				
Battery Chemistry	LiFePO4																				
Pack Configuration	3.2 V / 314 Ah @ 1P24S																				
Internal Resistance	≤ 10 mΩ																				
Nominal Capacity	24.1 kWh																				
Nominal Voltage	76.8 V																				
Operating Voltage Range	69.6 V ~ 84 V																				
Max. Charging/Discharging Current	157 A																				
Cycle Life	8,000@EOL 70% **																				
Operating Ambient Temperature Range	-20 °C ~ 50 °C***																				
Ingress Protection	IP 20																				
Communication	CAN																				
Dimensions (W x D x H)	526 x 814 x 250 mm																				
Weight	168 kg																				
Compliance	IEC 61000-1/-2/-3/-4, IEC 62619, IEC 62109, IEC 61000, UL9540A																				
Meter (optional)																					
	<table><tr><th>Model</th><th>DTSU666</th></tr><tr><td>Rated Voltage</td><td>230 V AC / 400 V AC</td></tr><tr><td>Accuracy Class</td><td>± 1%</td></tr><tr><td>Communication</td><td>RS485, Modbus RTU</td></tr><tr><td>Dimensions (W x D x H)</td><td>72 x 80 x 101 mm</td></tr><tr><td>CT Model</td><td>AKH-0.66</td></tr><tr><td>CT Current Ratio</td><td>400 / 5 A</td></tr><tr><td>CT Perforation Size</td><td>Φ 36 mm</td></tr></table>	Model	DTSU666	Rated Voltage	230 V AC / 400 V AC	Accuracy Class	± 1%	Communication	RS485, Modbus RTU	Dimensions (W x D x H)	72 x 80 x 101 mm	CT Model	AKH-0.66	CT Current Ratio	400 / 5 A	CT Perforation Size	Φ 36 mm				
Model	DTSU666																				
Rated Voltage	230 V AC / 400 V AC																				
Accuracy Class	± 1%																				
Communication	RS485, Modbus RTU																				
Dimensions (W x D x H)	72 x 80 x 101 mm																				
CT Model	AKH-0.66																				
CT Current Ratio	400 / 5 A																				
CT Perforation Size	Φ 36 mm																				
Extension Battery Cabinet (optional)																					
	<table><tr><th>Model</th><th>Extension Battery Cabinet</th></tr><tr><td>Battery</td><td>M77314 - S</td></tr><tr><td>Rack Capacity</td><td>72.3 kWh / 120.5 kWh</td></tr><tr><td>Max. Charging / Discharging Current</td><td>157 A</td></tr><tr><td>Battery Rack Voltage Range</td><td>208.8 ~ 252 V / 348 ~ 420 V</td></tr><tr><td>Number of Battery Module</td><td>3 / 5 in series</td></tr><tr><td>Fire-fighting System</td><td>Aerosol + Smoke / Temperatur Detection</td></tr><tr><td>Dimensions (W x D x H)</td><td>1,120 x 1,300 x 2,050 mm</td></tr><tr><td>Weight</td><td>1,600 kg (with 5 * M77314 - S)</td></tr></table>	Model	Extension Battery Cabinet	Battery	M77314 - S	Rack Capacity	72.3 kWh / 120.5 kWh	Max. Charging / Discharging Current	157 A	Battery Rack Voltage Range	208.8 ~ 252 V / 348 ~ 420 V	Number of Battery Module	3 / 5 in series	Fire-fighting System	Aerosol + Smoke / Temperatur Detection	Dimensions (W x D x H)	1,120 x 1,300 x 2,050 mm	Weight	1,600 kg (with 5 * M77314 - S)		
Model	Extension Battery Cabinet																				
Battery	M77314 - S																				
Rack Capacity	72.3 kWh / 120.5 kWh																				
Max. Charging / Discharging Current	157 A																				
Battery Rack Voltage Range	208.8 ~ 252 V / 348 ~ 420 V																				
Number of Battery Module	3 / 5 in series																				
Fire-fighting System	Aerosol + Smoke / Temperatur Detection																				
Dimensions (W x D x H)	1,120 x 1,300 x 2,050 mm																				
Weight	1,600 kg (with 5 * M77314 - S)																				
Parallel Backup Box(Optional)																					
	<table><tr><th>Model</th><th>Parallel Backup Box</th></tr><tr><td>Max. Connection systems</td><td>4</td></tr><tr><td>Nominal Power</td><td>200 kW</td></tr><tr><td>Nominal Current</td><td>400 A</td></tr><tr><td>Nominal Frequency</td><td>50/60 Hz</td></tr><tr><td>Switching Time</td><td>≤ 20 ms</td></tr><tr><td>Ingress Protection</td><td>IP54</td></tr><tr><td>Operating Ambient Temperature Range</td><td>-25 °C ~ 50 °C</td></tr><tr><td>Dimensions (W x D x H)</td><td>600 × 255 × 800 mm</td></tr><tr><td>Weight</td><td>40 kg</td></tr></table>	Model	Parallel Backup Box	Max. Connection systems	4	Nominal Power	200 kW	Nominal Current	400 A	Nominal Frequency	50/60 Hz	Switching Time	≤ 20 ms	Ingress Protection	IP54	Operating Ambient Temperature Range	-25 °C ~ 50 °C	Dimensions (W x D x H)	600 × 255 × 800 mm	Weight	40 kg
Model	Parallel Backup Box																				
Max. Connection systems	4																				
Nominal Power	200 kW																				
Nominal Current	400 A																				
Nominal Frequency	50/60 Hz																				
Switching Time	≤ 20 ms																				
Ingress Protection	IP54																				
Operating Ambient Temperature Range	-25 °C ~ 50 °C																				
Dimensions (W x D x H)	600 × 255 × 800 mm																				
Weight	40 kg																				

\*\* Under specific test conditions.

\*\*\* Max. charge / discharge current derating may occur with changes in temperature and SoC.





# STORION-LC-TB125

## Pre-assembled Liquid-Cooling BESS

The STORION-LC-TB125 is AlphaESS's first liquid-cooling All-in-One storage cabinet for commercial and industrial use. It combines battery modules, PCS, BMS, EMS, and more into a compact 1.5 m2 footprint.

Each unit delivers 125 kW power and 261 kWh capacity, scalable up to 50 units. Featuring Active Balance and powered by the EMS 5.0 platform, the system supports API and MODBUS TCP for smart, flexible control across diverse applications like peak shaving, microgrids, and self-consumption.

### ► Plug & Play, Quick Deployment

- Factory-assembled with PCS, EMS, BMS, battery modules, liquid cooling, and fire suppression
- 125 kW inverter, 261.2 kWh per cabinet, up to 522.4 kWh per system. Supports up to 50 units in parallel

### ► High Efficiency, Smarter Returns

- Liquid-Cooling System and precision thermal control - powering stability, safety, and efficiency
- 290% System Efficiency maximizes energy utilization and conversion
- BMS: Active balance technology improves cell consistency extends battery life by 10%+, and delivers 23x efficiency than passive balancing
- Accelerated ROI: High performance meets smart economics-achieves ROI in as fast as 3 years with multiple revenue streams

### ► Thermal Management, Intelligent O&M & Business Continuity

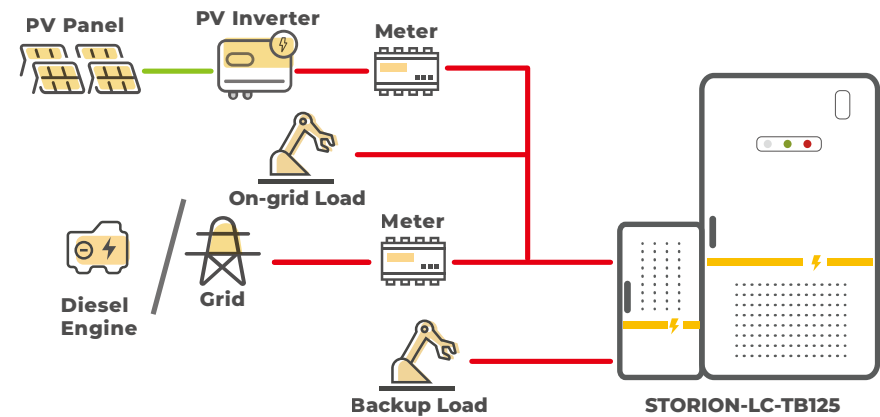
- Smart Thermal Control System: Monitors cell temperature and adjusts cooling dynamically
- Latest EMS 5.0 Platform: Compact with API and MODBUS TCP for smart and flexible control
- Integrated Fault Diagnosis: Accurate issue detection via builtin EMS tools
- Multi-platform O&M: Support intelligent customer management and improve efficiency
- Seamless Backup (<20ms): STS enables instant grid/off-grid switching, ensuring uninterrupted power for critical loads.(optional)





STORION-LC-TB125

System Diagram






STORION-LC-TB125	
System Parameter	
Battery Chemistry	LiFePO4
Energy Capacity	261.2 kWh per Cabinet
Warranty	5 Years Product Warranty (10 years warranty optional), 10 Years Battery Warranty
AC side (on-grid)	
Nominal Output Power	125 kW
Max. Output Apparent Power	137.5 kVA
Nominal Grid Voltage	400 V(±15%), 3L/N/PE
Nominal Grid Frequency	50 / 60 Hz (± 5 Hz)
Max.THD of current	< 3 % (Nominal Power)
AC Power Factor	1.0 leading ~ -1.0 lagging
AC side (off-grid)	
Nominal Output Power	125 kW
Nominal Voltage	400 V 3L / N / PE
Frequency	50 / 60 Hz
Overload	110% Continuous; 120% 1 min
Backup Switch Time (with extra STS)	≤ 20ms
Max.THD of voltage	< 3 % (Linear Power)
Efficiency	
Max. Efficiency	97%
System Efficiency (RTE)	90.6%
General Parameter	
Dimension(W x D x H)	1003 x 1500 x 2482 mm *
Battery Modules Connection	5 Modules in Series
Weight	2.9 t *
Corrosion Protection Class	C4
Ingress Protection	IP 55
Noise Emission	< 70 dB @ 1m **
Operating Ambient Temperature Range	-20 °C ~ 50 °C (> 45 °C Derating)
Operating Humidity Range	0 ~ 95 % RH
Fire-fighting System	Aerosol (Pack & Rack)+ Sprinkler + Smoke / Temperature Detection
Communication	CAN, RS485, USB, LAN, WIFI
Dispatching Protocol	Modbus TCP, API
Compliance	IEC 62477, IEC 61000, IEC 62109, IEC 61727,IEC 62116, EN 50549-1&2&10, VDE 4105/4110/4120, G99, TOR, C10/11

\* The dimension and weight do not include STS cabinet.  
\*\* < 75dB @ 1m when STS cabinet is installed.



COMPONENTS

Model		STORION-LC-TB125	
Battery Cluster System			
Item	Data		
Battery Module		M166314-S	
Battery Chemistry		LiFePO4	
Pack Configuration		3.2 V / 314 Ah @ 1P52S	
Internal Resistance		≤ 10 mΩ	
Nominal Capacity		52.124 kWh	
Rated Voltage		166.4 V	
Operating Voltage Range		140.4 ~ 187.2 V	
Rated Charing/Discharging Power		26.062 kW (0.5 P)	
Cycle Life		8000 @ EOL 70% *	
Operating Ambient Temperature Range		-30 °C ~ 55 °C **	
Ingress Protection		IP 67	
Communication		CAN	
Dimensions (W x D x H)		810 x 1125.5 x 237.5 mm	
Weight		333 kg	
Compliance		IEC 62619, IEC 62477, IEC 61000, UL9540A	
Meter (Optional)			
	Model	DTSU666	
	Rated Voltage	230 V AC / 400 V AC	
	Accuracy Class	±1%	
	Communication	RS485, Modbus RTU	
	Dimensions (W×D×H)	72 x 80 x 101 mm	
	CT Model	AKH-0.66, K-30×20	
	CT Current Ratio	400 / 5 A	
	CT Perforation Size	32 x 22 mm	
Expansion Battery Cabinet (Optional)			
	Model	STORION-LC261	
	Battery	M166314-S	
	Cluster Capacity	261.2 kWh per Cabinet	
	Rated Charging/Discharging Power	130.6 kW(0.5P)	
	Battery Cluster Voltage Range	702 ~ 936 V	
	Battery Rack	5 Modules in series	
	Fire-Fighting System	Aerosol (Pack & Rack)+ Sprinkler + Smoke / Temperature Detection	
STS (Optional)	Dimensions (W×D×H)	1003 x 1500 x 2482 mm	
	Weight	2.7 t	
	Model	ALPSTS-300-O	
	Nominal Power	300 kW	
	Nominal Frequency	50 / 60 Hz	
	On- / Off- grid switching time	≤ 20 ms	
	Weight	~ 120 kg	
	Dimension (W x D x H)	473 x 752 x 1080 mm	
	Max. Operating Altitude	3000 m (> 2000 m derating)	
	Ingress Protection	IP 55	
	Corrosion Protection Class	C4	

\*Under specific test conditions.  
\*\*Max. charge/discharge current derating may occur with changes in temperature and SoC.





# 3

## ALPHA CLOUD & EMS



### ► Monitoring

- 10-second real-time system data updates, real-time selfcheck & fault warning system, predict anomalies in advance, reduce labor costs
- Enhanced monitoring of multi-level real-time core-level information
- Grouping management system, batch setup system, improve the efficiency of operation and maintenance

### ► Security

- Built-in communication encryption localized European data center for cybersecurity
- End-to-end data security for peace of mind.

### ► Visualization

- Provide BI dashboard and rich statistical charts for business insights

### ► Adaptiveness

- Customized strategies to support Self-Consumption, Time-Sharing Control, Peak Shaving, Power Rationing Support, SOC Balancing, Power backup, and Dual Power
- Support Modbus TCP and API connection

### ► Intelligence

- Cloud platform with remote diagnostics, EMS upgrades, and multi-platform integration
- AI dynamic tariff scheduling strategy with PV forecasting
- VPP Ready



# 4 AFTER-SALES SERVICE

10<sup>th</sup>  
Sinds 2015 IN EUROPA



## Reliable Local Support

- Local engineer teams across Europe
- Quick on-site response through regional dispatch
- Local spare parts warehousing ensures faster repairs



## 24/7 Protection & Professional Support

- Prevents issues and ensures uptime
- Emergency support available in English, German, Dutch, Italian, etc.
- Regular system check-ups and performance evaluations



## Easy & Transparent Service Process

- Intelligent dispatch platform with automatic job assignment
- Real-time tracking of service progress
- Clear procedures from start to finish, with archived service records and customer feedback tracking



## Training & Empowerment for Installers

- Local training centers + online training support
- Complete installer toolkits: manuals, commissioning guides, FAQs
- Project initiation support and on-site installation assistance



## Standardized Service for Consistent Experience

- Fully standardized service protocols across regions
- Committed service response time guarantees
- Unified technical acceptance criteria for quality assurance

## A DECADE OF LOCAL COMMITMENT

For over a decade, AlphaESS has built a reliable and responsive ecosystem across Europe — not just selling products, but delivering service with accountability and local insight.

- Established Technical Service Centers in Europe
- Local Engineering Teams familiar with regional regulations and customer expectations
- Continuous Optimization of service models to align with European market feedback
- 10 Years of Proven Performance, empowering local partners and users with dependable solutions
- Long-Term Investments in local warehousing, training hubs, and tech support resources

## 10 YEARS IN EUROPE

Served over **90,000**  
households and C&I users

Installed Power over  
**800 MW**

Installed Capacity over  
**1.2 GWh**






# 5 GLOBAL CASES

Unlocking the Potential of C&I Energy Systems



**50kW / 136kWh**

PV + STORAGE | SOMERSET, UNITED KINGDOM



**50 kW / 51 kWh**

PV + STORAGE | WOLFSBERG, AUSTRIA



**50kW/100kW & 100kWh-300kWh**

SOLAR-BATTERY-DIESEL MICROGRID SYSTEM | ASIA



**2MW / 4MWh**

PV + STORAGE | LITHUANIA



**140MW / 280MWh + 80MW / 160MWh**

PEAK SHAVING AND FREQUENCY REGULATION | CHINA



**500 kW / 1 MWh**

PV + STORAGE + GENSET | AFRICA

